

GETTING STARTED

Teach@Slc

PRESENTED BY:

Bhoyasa, Dhanashree, Dhriti, Digvijay and Siddhant

AGENDA

01.

Objective

02.

Literature
Review

03.

Competitive
Analysis

04.

Heuristic
Evaluation

05.

Findings

06.

Recommendations

07.

Next Steps

Objective

The primary goal of this project, particularly in phase one, is to evaluate the efficacy of the current platform in improving teaching skills.

Additionally, we aim to research potential competitors, conduct a literature review, and perform heuristic analysis for the platform. Finally, we will identify areas for improvement.



Literature Review

Google Analytics :

August 1st, 2023 - January 15th, 2024

Number of clicks :

4,250 - 4,500

Teach@SCL | Homepage

1,500 - 2,000

Learning Plan & Blackboard

1,000

Getting started &
Digital Learning

The pattern on Google Analytics also indicates **increased usage during the fall and winter semesters**, which means it is mostly used at the start of semesters.

Literature Review

PHD Research Paper

A 2015 doctoral research paper by Carol Ann Samhaber at Walden University stresses the importance of **professional development for Canadian community college faculty**. The study, based on interviews with 12 educators, identifies concerns about outdated and inadequate training in course design and student assessment.

The participant suggested :

- Small face-to-face training groups
- Online training events
- Updated links, and resources.
- Mode of delivery & practical training.

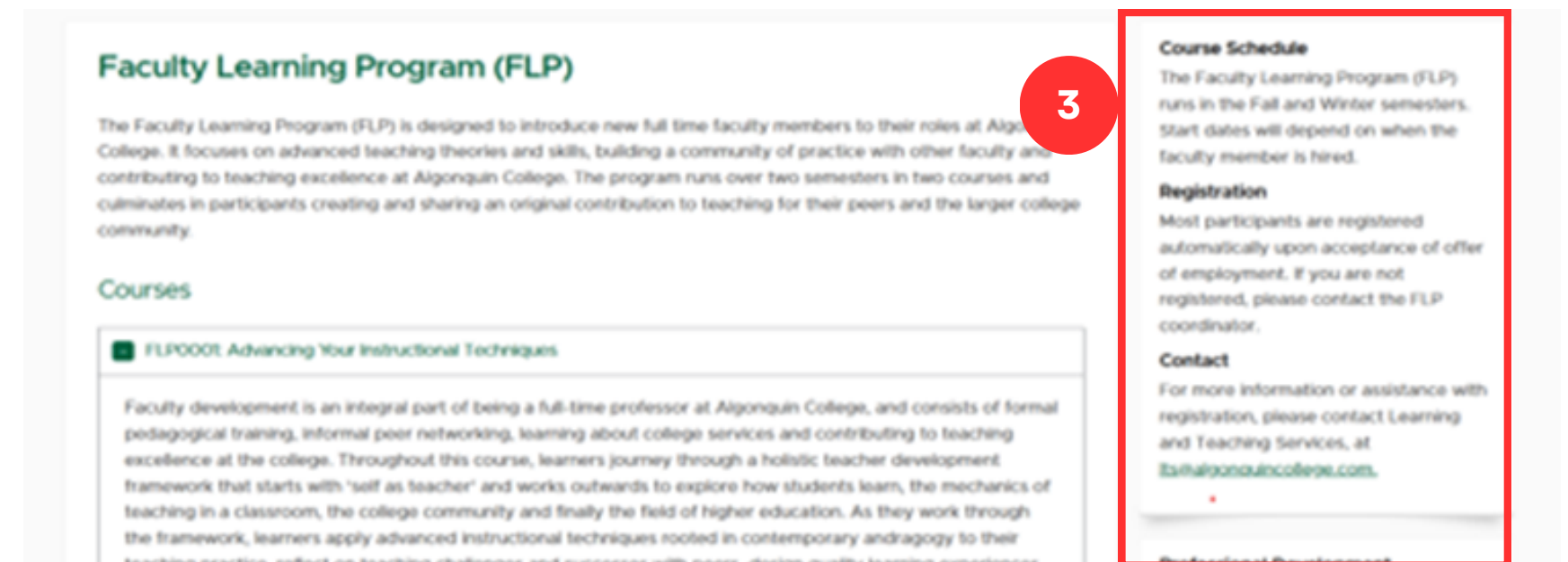
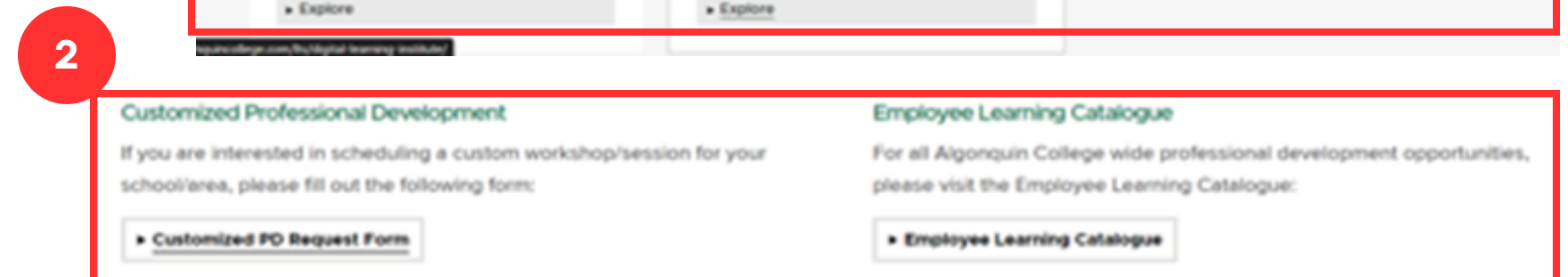
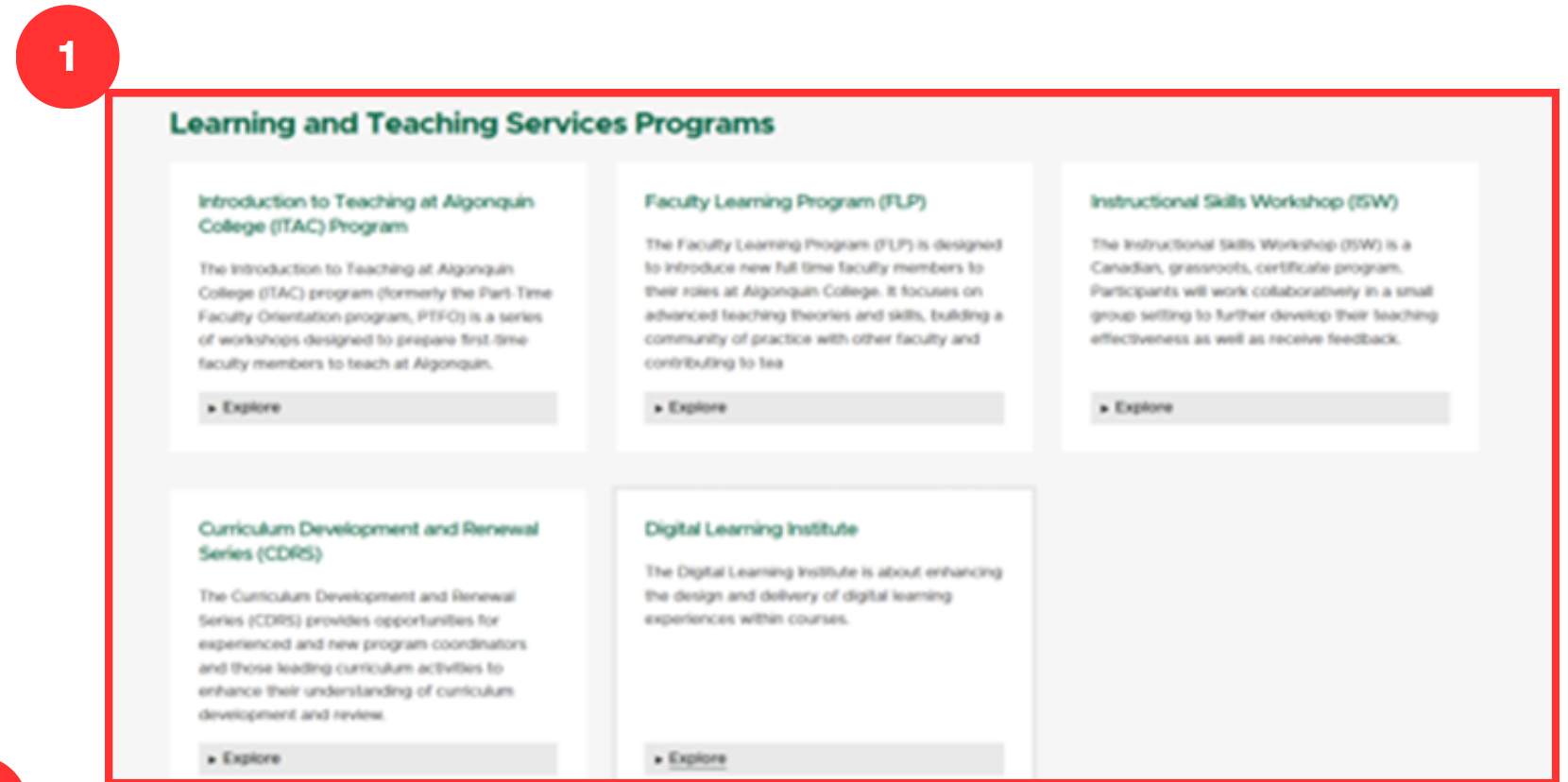
<http://ra.ocls.ca/ra/login.aspx?inst=stlawrence&url=https://www.proquest.com/dissertations-theses/canadian-community-college-faculty-teaching/docview/1719671023/se-2?accountid=39960>

Competitive Analysis

Competitor #1 Algonquin College

Orientation

1. Multiple programs to support professional development: Introductory program to prepare first-time faculty and covers theoretical topics. Whereas the Faculty learning program covers advanced teaching theories, Instructional skill workshops, curriculum development, and digital learning to work collaboratively.
2. Quick links for Employee learning catalog and professional development description with registration links and customized Professional Development request form.
3. Good use of the right-hand section throughout the website to highlight important information and provide quick links.



Competitive Analysis

Competitor #1

Algonquin College

Course outline

4. Course outlines and lesson plans are more structured under Course development. In-depth information is provided for each section.

5. Course development in general is a broader topic and it further focuses on course development, learning outcomes, and other topics. Each of these has its web pages and further bifurcations

Delivery method

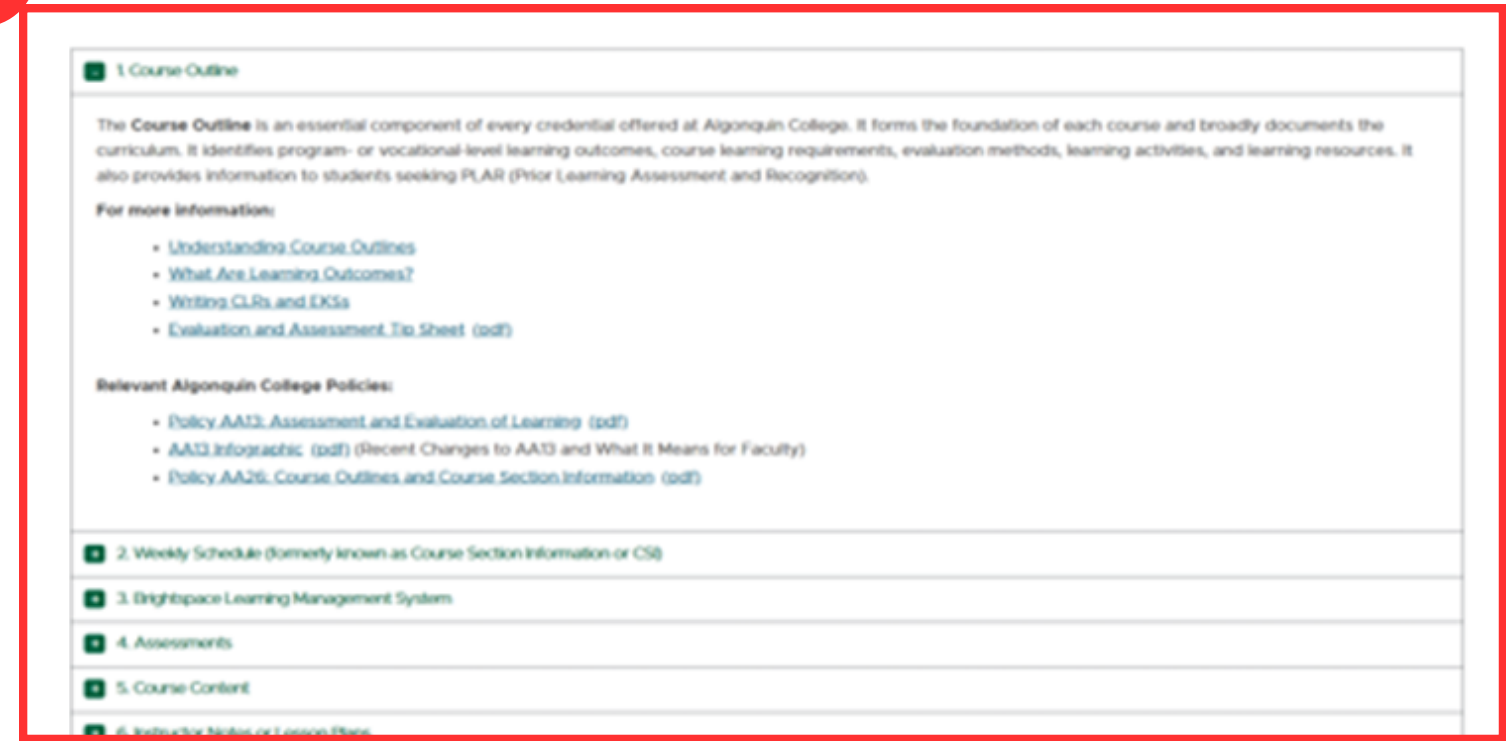
6. Better structure with delivery methods under learning and teaching. Again each method has its own webpage with all the necessary resources required.

7. Better representation with infographics and structured content with good digestible chunks of information.

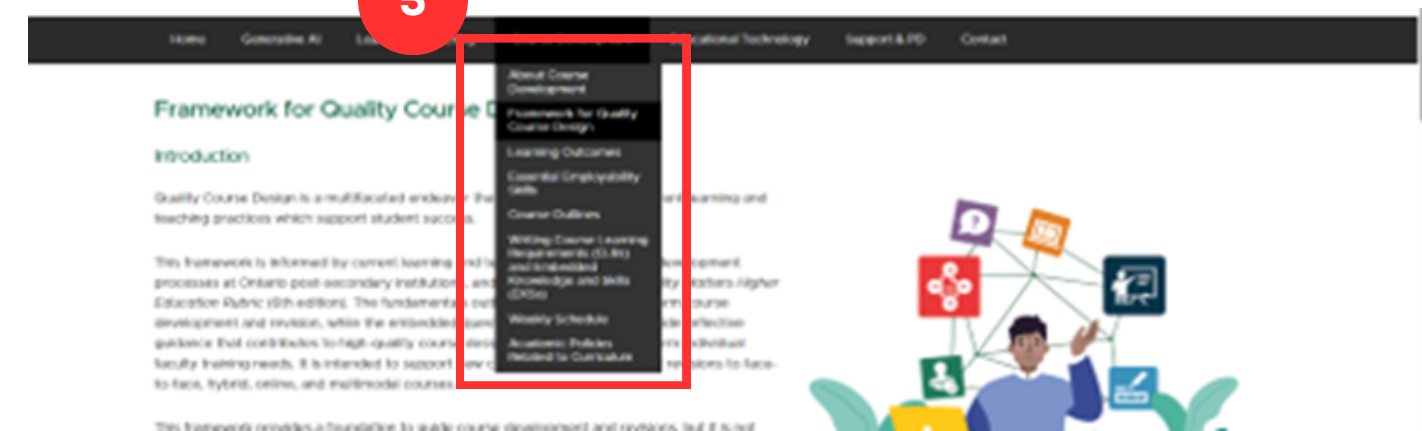
Learning space and technology

Active learning space and multimodal classrooms have their webpage. Educational technology has its category with subcategories for different digital tools.

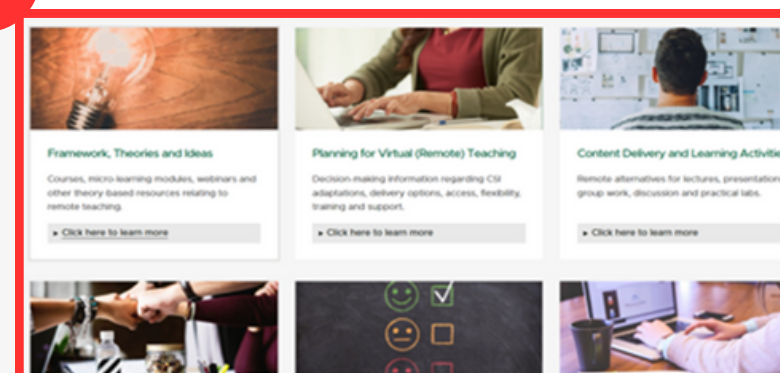
4



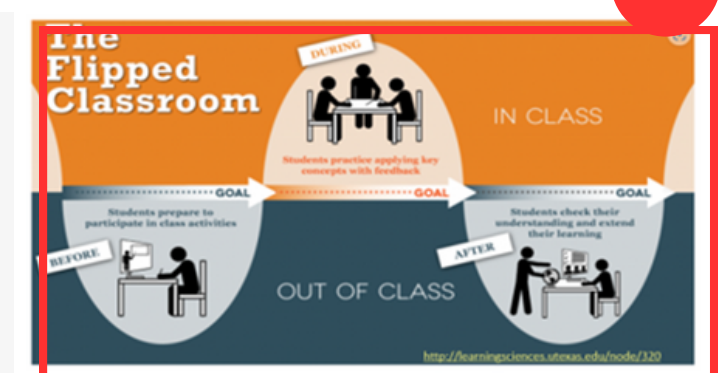
5



6



7



Competitive Analysis

Competitor #2

University of Toronto

Course outline

1. Have teaching awards, under scholarship of teaching and learning - brainstorming on improving the quality of teaching.

Learning plans

2. Promote faculty interaction like equitable classroom roundtables with a small group of faculty, lunch and learn, etc.

Learning space

3. Search functionality for tools and guidelines to use them, course evaluations -, and cohort-based learning events under programming.

1

The Centre for Teaching Support & Innovation (CTSI) provides leadership in teaching and learning at the University of Toronto and provides support for pedagogy and pedagogy-driven instructional technology for all teaching staff and teaching assistants (primarily through the Teaching Assistant's Training Program) across the university's campuses and divisions.

SERVICES

Explore the various ways you can get involved and seek support from CTSI for your teaching. Visit [What We Offer](#) and [Resources](#) for a more comprehensive list of offerings.

[TEACHING AWARDS](#) [SCHOLARSHIP OF TEACHING AND LEARNING](#) [COURSE EVALUATIONS](#)

[PROGRAMMING](#) [EDUCATIONAL TECHNOLOGY](#)

3

Search ... [Reset](#)

[Toggle Filters](#)

1 / 5 1 2 3 4 5

WeBWork WeBWork is an open-source online homework system for math and science courses. WeBWork is supported by the M	Microsoft Copilot You can access Microsoft Copilot by navigating to copilot.microsoft.com and follow the prompts to login to your University of Toronto Microsoft 365 account.	Rich Content Editor Icon Maker The Rich Content editor Icon Maker allows instructors to create simple icons for their courses.	TopHat TopHat is a Student Response System that can add engagement to a class.
--	--	--	--

Competitive Analysis

Competitor #3

Conestoga College

Getting started

1. No Specific section for Orientation. It's clubbed into the New Faculty section where we can find the New-hire Faculty checklist along with the onboarding process.

Learning plans

2. Has a Micro-learning section where it is integrated with the Course outline and Student portal. Also contains Workshops on Effective Teaching promising trends in post-secondary education or other pedagogy topics that would enhance their teaching.

Learning space

3. Various options like Classrooms, Zoom/Teams, OERs and eTexts.

Home > Downloads

Downloads

1

- Conestoga's Onboarding Checklist for New Faculty

New to the college? Use this checklist to move through the initial onboarding processes. Get connected to college services, your email, courses and more.

[Download Conestoga's Onboarding Checklist](#)

- + BOPPPPS and CARD Lesson Planning
- + Emails Communications About Student Absences
- + Example Assignment and Rubric Riders

Key Information And Documents

- Mandatory Courses for Faculty
- Courses, Micro-creds & Certificate
- Workshops on Effective Teaching
- New Faculty Orientation

3 Tech Tips

- New Faculty
- Classrooms
- Zoom/Teams
- Accessible Teaching Content
- OERs and eTexts
- Licensed Apps
- Collaboration
- Gamification
- Multimedia
- Concept mapping

Heuristics Evaluation

Visual Design

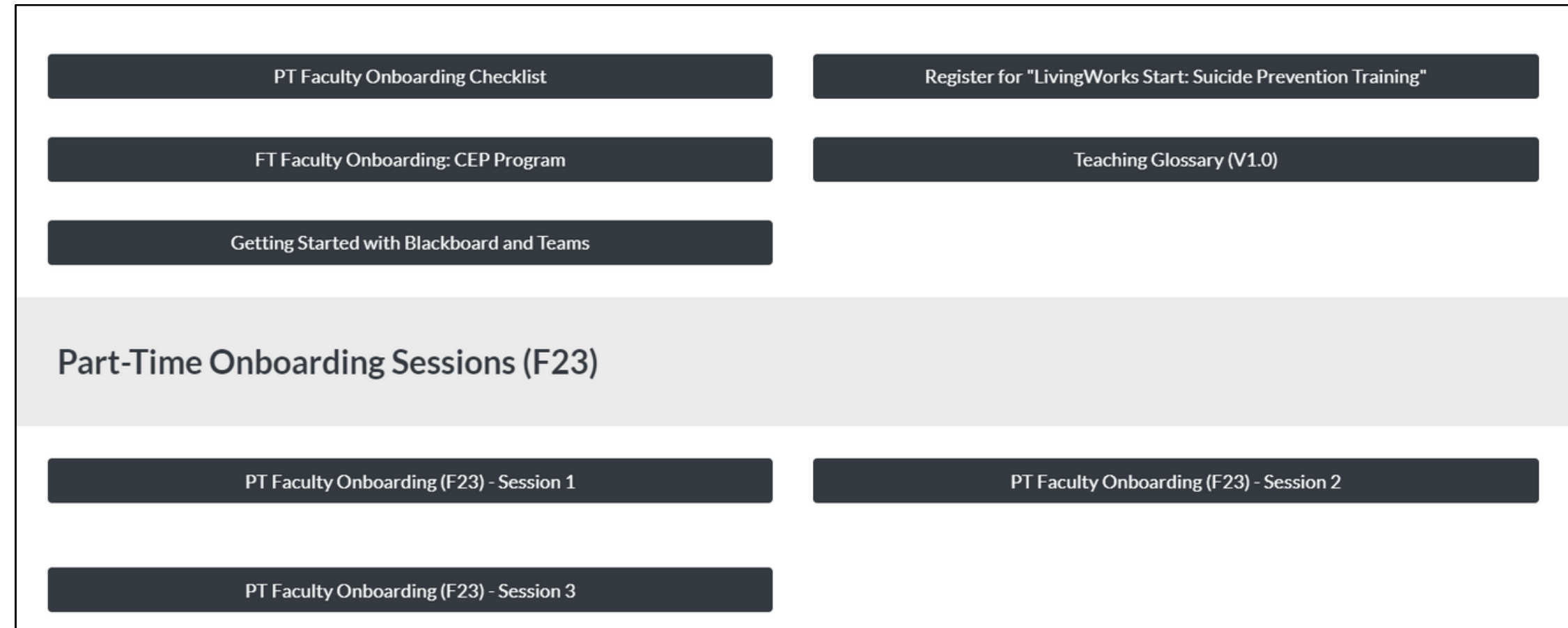
- No hierarchy in the structure of the content.
- Needs improvement in color variations.
- More icons are needed.
- No highlights or sound feedback when links are clicked.
- The menu does not get highlighted when clicked.
- The information icon is not labeled.

The screenshot shows a web page with a dark sidebar on the left and a main content area on the right. The sidebar contains the St. Lawrence College logo and a menu with items: Home, Getting Started (expanded), Orientation, Course Outlines, Learning Plan, Delivery Method, Learning Space, Start-Up/Wrap-Up, Prof. Learning, and Digital Learning. The main content area has a title 'What is a Learning Plan?' followed by introductory text. Below this is a section titled 'Learning Plan 2023-24 Resources (Fall 2023, Winter 2024, Spring 2024)' with more text. At the bottom of the main content area, there are two dark buttons: 'Learning Plan 2023-24 Template' and 'Learning Plan 2023-24 (Annotated Version)'. A reminder at the very bottom states: 'REMINDER: You must save a local copy of the Learning Plan 2023-24 Template prior to making edits as the word document will open in a browser. Click on "File" and "Save As" to select a location on your personal device or OneDrive account to save a copy.'

Heuristics Evaluation


Functionality

- The buttons used for resources look the same.
- Does not specify if the resource takes you to another website, is it a PDF or a video?
- There is no notification or pop-up message if the resource takes you to another page.
- A help feature is absent.



Key Findings

- Google Analytics shows increased use during fall and winter semesters.
- Carol Ann Samhaber's research emphasizes the need for professional development in course design and student assessment.
- Participant Suggestions - Small face-to-face and online training groups.
- Updated links/resources, practical training, and varied delivery modes.



Key Findings


- Competitors include orientation, support, and professional development but there is no specific section for “Getting started”
- Algonquin College has structured and in-depth content structure, good use of right-hand section to highlight important information and provide quick links.
- University of Toronto emphasizes on faculty members to collaborate and interact.
- Conestoga College integrates micro-learning and workshops.
- Issues in content hierarchy, color variations, icons, and link feedback.
- Lack of resource type specification, pop-up notifications, and help features.



Recommendations & ideas

UI and Funtionality

- Clear hierarchy in the structure of content to improve navigation.
- Color variations to distinguish different sections.
- Icons to aid in visual representation.
- Highlight when links are clicked.
- Label the information icon to enhance user understanding of its purpose.



Recommendations & ideas

Features

- Face-to-face training groups, online training events, and practical training sessions to cater to diverse learning preferences.
- Consider using infographics and structured content for clear information.
- Implement initiatives for faculty interaction, such as roundtable discussions and lunch-and-learn sessions.
- Develop a dedicated webpage for active learning spaces and multimodal classrooms to emphasize their importance in teaching and learning.
- Focus on providing quick links to important and relevant information.



Next Steps

Phase 2





St. Lawrence
College

Thank You.